









GIRLS - GATSBY HAIR & MAKEUP






Prepping for a wig cap videos (Youtube has tons of videos of this, if these don't work for you):





- Easy, efficient wig cap prep: <https://www.youtube.com/watch?v=zLMJsmHH41I>
- How to put on a wig cap with long hair, quickly: <https://www.youtube.com/watch?v=0jJu9IrDJgE>

	Makeup	Hair
<p>Shelby</p> <p>Age: 20 - 30</p>	<ul style="list-style-type: none"> - Foundation: match to natural skin tone or use student kit - Eyes: Heavy black liner on upper lid, light black liner on lower lid. Heavy black mascara. Use liner to draw eyebrows out and slope them down for a sadder look.  <ul style="list-style-type: none"> - Lips: Ben Nye Palette - Cherryberry - Cheeks: Mehron Palette - Rosewood 	

<p>Amanda</p> <p>Age: 20 - 30</p>	<ul style="list-style-type: none"> - Foundation: Graftobian Palette - Vixen - Eyes: Heavy black liner on upper lid, light black liner on lower lid. Heavy black mascara. - Lips: Ben Nye Palette - Marilyn Red or Sangria (may be too dark) - Cheeks: Mehron Palette - Rosewood 	
<p>Ali</p> <p>Age: 20 - 30</p>	<ul style="list-style-type: none"> - Foundation: match to natural skin tone or use student kit - Eyes: Heavy black liner on upper lid, light black liner on lower lid. Heavy black mascara. - Lips: Ben Nye Palette - Marilyn Red - Cheeks: Mehron Wine Berry 	
<p>Jannie</p> <p>McKee: 25 - 41</p>	<ul style="list-style-type: none"> - Foundation: match to natural skin tone or use student kit - Eyes: Heavy black liner on upper lid, light black liner on lower lid. Heavy black mascara. - Lips: Ben Nye Palette - Marilyn Red - Cheeks: Mehron Palette - Tropicoral 	
<p>Janae</p> <p>Michaelis: 25 - 41</p>	<ul style="list-style-type: none"> - Foundation: match to natural skin tone or use student kit - Eyes: Heavy black liner on upper lid, light black liner on lower lid. Heavy black mascara. - Lips: Ben Nye Palette - Marilyn Red - Cheeks: Mehron Palette - Mocha 	
<p>Hagen</p>	<ul style="list-style-type: none"> - Foundation: match to natural skin tone or use student kit - Eyes: Heavy black liner on upper lid, light black liner on lower lid. Heavy black mascara. Use liner to darken brows. - Lips: Ben Nye Palette - Marilyn Red - Cheeks: Mehron Palette - Tropicoral 	
<p>Chesney</p>	<ul style="list-style-type: none"> - Foundation: match to natural skin tone or use student kit - Eyes: Brown liner, black mascara - Lips: Natural - Cheeks: n/a 	

BOYS - GATSBY HAIR & MAKEUP

	Makeup	Hair
James Age: 25 - 35	<ul style="list-style-type: none"> - Foundation: Use student kit - Eyes: Brown liner, black mascara - Lips: Natural - Cheeks: n/a 	As is: Keep it neat & as out of your face as you can. Ideal: Middle or off-center part, not slicked, just shaped 
Colt Age: 25 - 35	<ul style="list-style-type: none"> - Foundation: match to natural skin tone or use student kit - Eyes: Brown liner, black mascara - Lips: Natural - Cheeks: n/a 	Deep side part on opposite side of Tom's part, slicked, but not too close to head 
Matthew Age: 25 - 35	<ul style="list-style-type: none"> - Foundation: match to natural skin tone or use student kit - Eyes: Brown liner, black mascara - Lips: Natural - Cheeks: n/a 	Side part on opposite side of Gatsby's part, with larger side slicked backwards 
Jahdo Age: 25 - 42	<ul style="list-style-type: none"> - Foundation: match to natural skin tone or use student kit - Eyes: Brown liner, black mascara - Lips: Natural - Cheeks: maybe a few smudges on cheeks and forehead to look like grease/dirt? 	Same as usual

<p>Jaxon</p> <p>Age: 40 - 70</p>	<ul style="list-style-type: none"> - Foundation: Graftobian Palette - Vixen; Some aging lines - Eyes: Brown liner, black mascara - Lips: Natural - Cheeks: hollow out with Mehron palette - Mocha, if necessary 	
<p>Talon</p> <p>McKee: 25 - 41</p>	<ul style="list-style-type: none"> - Foundation: Graftobian Palette - Ingenue - Eyes: Brown liner, black mascara - Lips: Natural - Cheeks: n/a 	
<p>Kyle</p>	<ul style="list-style-type: none"> - Foundation: match to natural skin tone or use student kit - Eyes: Brown liner, black mascara - Lips: Natural - Cheeks: n/a 	
<p>Jonah</p>	<ul style="list-style-type: none"> - Foundation: match to natural skin tone or use student kit - Eyes: Brown liner, black mascara - Lips: Natural - Cheeks: n/a 	
<p>Izayaih</p>	<ul style="list-style-type: none"> - Foundation: Graftobian Palette - Desert Sand - Eyes: Brown liner, black mascara - Lips: Natural - Cheeks: n/a 	